

**CLEAN MACHINE**

**POWER** TO CLEAN

**DON'T LET ROAD GRIME  
ERODE YOUR BRAND IMAGE**



# COMMERCIAL WASH BAYS

Affordable wash bay systems help commercial operators to project a clean professional brand image.

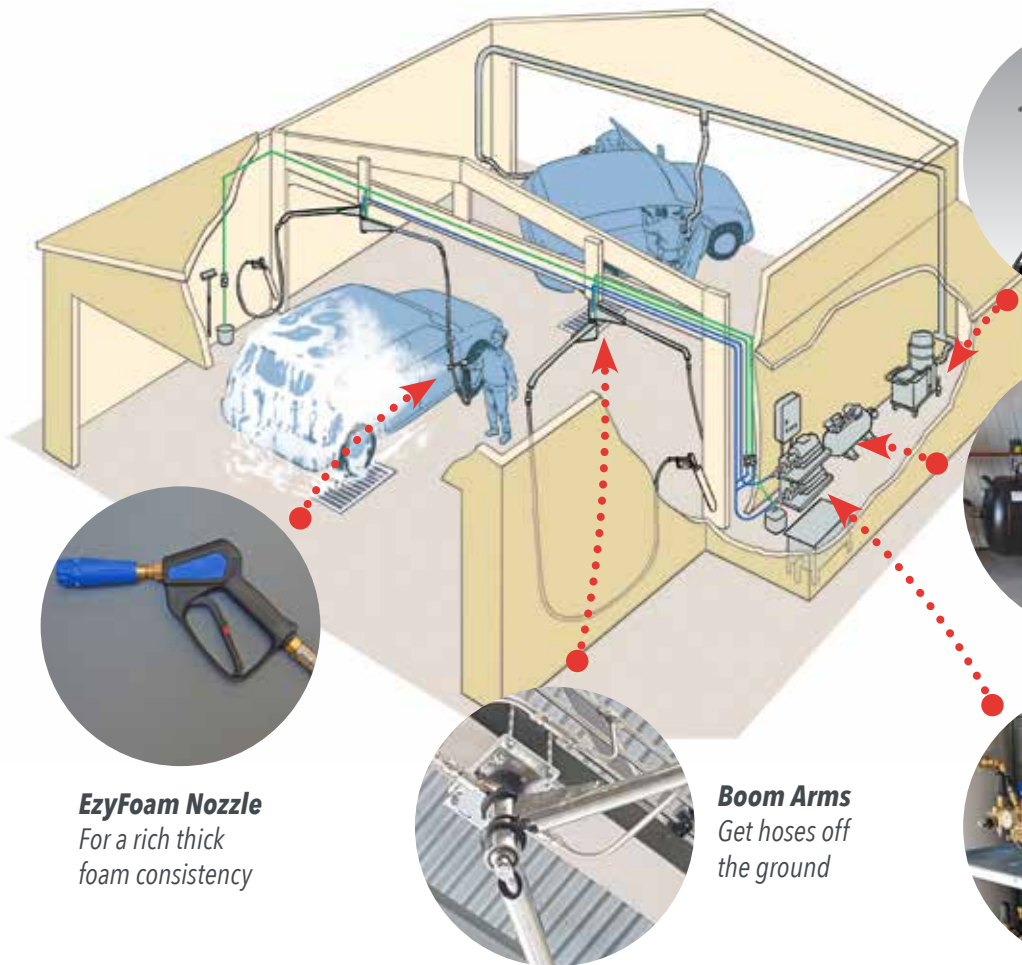
If you are an owner operator, contractor, fleet operator or have a retail car, bus, train or truck wash site, we can tailor a manual wash or fully automated wash bay solution to suit.

Our team of design, engineering and service specialists with over 25 years' experience will work with you to determine a system that best meets your need.

No project is too big or small. We work with DIY customers to supply equipment and support. We also undertake the entire design and construction process on major projects.

We can customise wash bays where there are special requirements or no commercially available solutions. We can advise you on waste water treatment including advanced water recycling and advanced water purification systems.

Our mission is to provide professional advice on the most effective and cost efficient solution, to supply industry best workmanship and the highest level of backup and support.



**Ducted Vacuum System**  
*Designed for continuous use*



**Compressed Air**  
*Used to remove water from around trims*



**High Pressure Pump Station**  
*For single or multiuser operation*



**EzyFoam Nozzle**  
*For a rich thick foam consistency*



**Boom Arms**  
*Get hoses off the ground*

## Manual Wash Bay

Speed up vehicle cleaning by up to 40% with a well laid out wash bay.

Getting hoses off the ground instantly increases efficiency and lowers maintenance costs.

Clean Machine stainless steel Boom Arms are designed to swivel 360° and up to 9m in diameter. Boom arms reduce hose trip hazard risks and extend hose life because hoses are not being dragged over the ground.

Installing a second boom arm for EzyFoam application can save a lot of time in a busy wash bay. The EzyFoam system can be used with any commercial grade high pressure cleaner for the application of car and truck wash detergents in a rich thick foam consistency. Foam stays on the surface of the vehicle longer than with conventional application techniques and works on grime for longer making high pressure cleaning fast and efficient.



# WASH BAY EQUIPMENT



## Wash Bay Equipment

A professional wash bay fit out is the most efficient solution, however we understand that it is not for everyone. At Clean Machine we can provide wash bay advice and equipment for those installations where you prefer to do it yourself.

### Pressure Cleaner

At the heart of a wash bay is the high pressure cleaner or pump station. Making the right choice will save you money and improve your productivity. To correctly determine the right size and configuration of a high pressure pump system, you need to consider operating pressure, flow rate and water temperature. Consider how many uses will be operating simultaneously, what the frequency of use will be and where the pump or pumps are to be located and controlled. The location would ideally be outside of the wash bay or in a plant room and connected to a ring mains.

Operating pressures range between 1000 and 5000 psi, therefore consider higher nozzle pressures to break the bond between the grime and surface being cleaned faster. Flow rates range between 10 to 30 l/m, therefore consider higher flow rates to remove build-up faster.

### Hot Water

For the removal of grime, grease and oils, high pressure hot water can improve productivity up to 80%. Hot water cleans better at lower pressures than with cold water and therefore is a good choice if pressure cleaning around sensitive electrical equipment.

### Brands Supported

We only carry industry leading pressure cleaner brands like Clean Machine, Gerni, BAR and Kerrick. We can offer single phase, three phase and engine drive options all with industrial grade ceramic piston pumps. Hot and cold water option with flow rates from 10 to 30 l/m and pressures ranging from 1000 to 5000 psi.

# EZYFOAM



## EzyFoam

Clean Machine's industrial EzyFoam systems are designed to apply car and truck washing detergents in a rich thick foam consistency and can be used with any commercial grade high pressure cleaner.

The foam stays on the surface of the vehicle for longer than conventional application techniques and works on the grime for longer making high pressure cleaning faster and more efficient. This industry leading method of application can reduce overall chemical usage by up to 60%.

The overwhelming feedback from the market is that EzyFoam systems clean faster, are more efficient and vehicles have never looked cleaner.

EzyFoam systems available range from simple bottle filled and lance mounted applicator to plant room installations where multiple guns and multiple chemicals are in use simultaneously.





# THE ULTIMATE CLEAN MACHINE WASH BAY INSTALLATION

For the more intensive applications a wash bay installation with ring mains and multiple outlets or a drive through auto wash system could be the answer. With careful planning Clean Machine can design a system whereby up to 12 people can be operating at any one time.

In a stationary installation the pressure cleaners, water supply, hot water service, foaming system, electrics etc. are located in a dedicated plant room away from vehicles and people. Stationary installations are highly efficient and are designed to maximise productivity.

## Track & Trolley System

CM Track and Trolley system is designed and engineered in house to outperform and outlast all other commercially available track system on the market. Stainless hose trolleys made in our workshop ensure hoses don't rub or kink and are fitted with sealed stainless bearings for a life time of service.

## Hose Reels

Clean Machine offer a range of stainless hose reels including manually operated and fully automatic rewind versions are available to suit your budget.

## Bucket Outlet

Every wash bay needs a bucket full of foam and water at the correct ratio, and a wash brush to deal with stubborn grime. A must have in every wash bay.

## Nilfisk Scrubbers

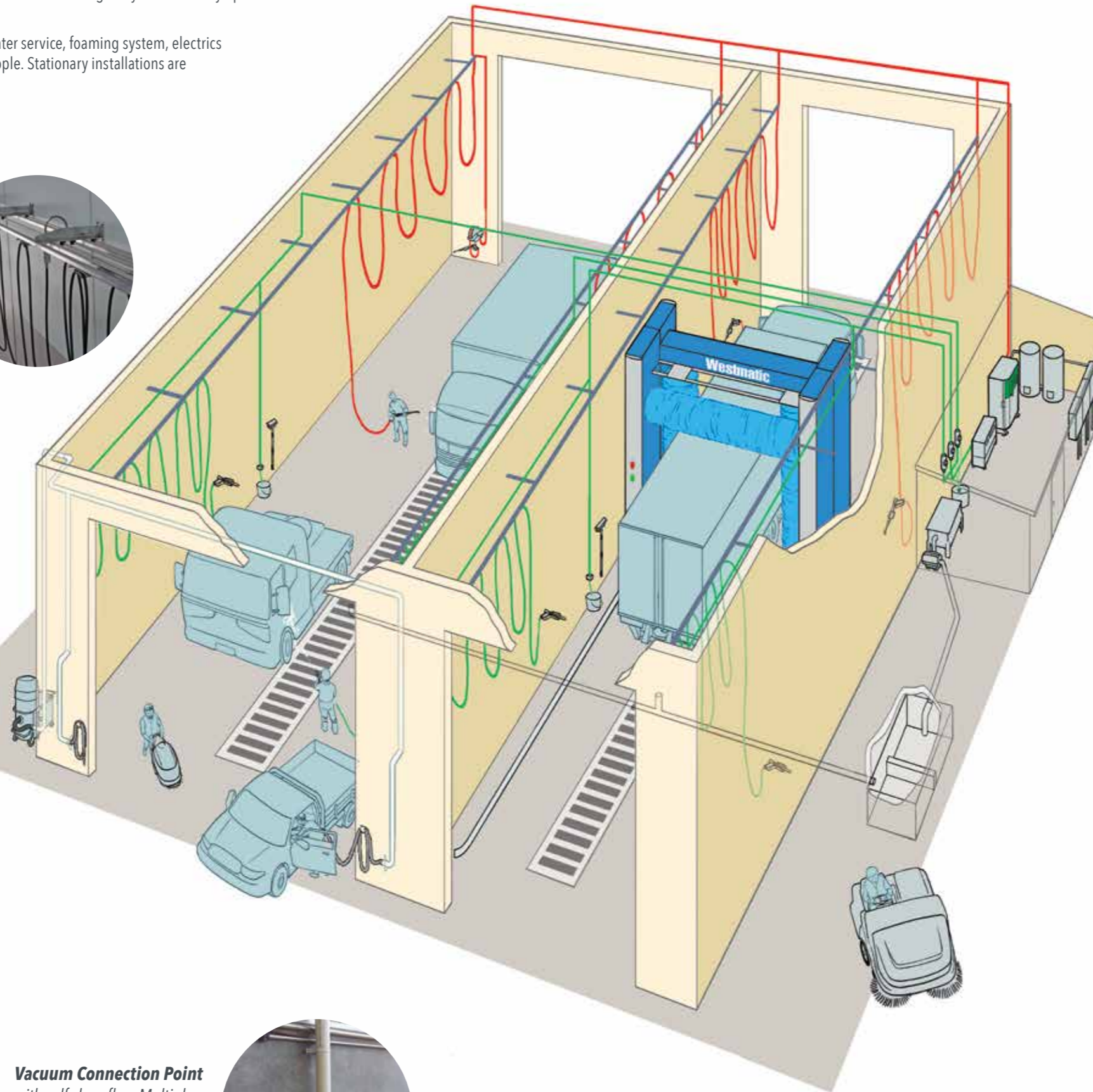
Professional walk behind scrubber for heavy duty floor cleaning applications.

## Nilfisk Ducted Vacuum System

Designed for continuous use, is silent and very efficient.

## Vacuum Connection Point

with self close flap. Multiple connection points can be reticulated throughout a facility.




**Gerni Delta Booster**  
Industry leading multi high pressure pump installation catering for multiple users operating simultaneously or individually.



**Hot water service**  
Gas fired hot water is more economical and efficient than diesel heated systems.



**Plant Room**  
installation with Ring Mains puts the essential services in a dedicated area away from vehicles and people.



**EzyFoam**  
systems designed to apply car and truck washing detergents in a rich foam consistency that sticks.



**Westmatic Clean & Green**  
Compact state-of-the-art large vehicle drive-through and roll over wash systems. Requires less floor space than traditional systems allowing it to retrofit easily into existing wash bays.



**Nilfisk SR1601 Sweeper**  
Is designed for industrial applications such as heavily soiled factories, construction sites, car parks etc. featuring unbeatable productivity and dust control.

For more information: **Phone 1300 624 222**



# DRIVE-THROUGH & ROLLOVER LARGE VEHICLE WASH BAY

Westmatic's drive-through large vehicle wash systems combine state-of-the-art ultra-compact design with a revolutionary operational technology. Brushes overlap at the front and rear of the vehicle, and brush pressure is constantly monitored electronically to provide for the safest and most consistent wash result.

The Westmatic drive-through is an incredibly compact design which reduces wash bay space requirement, allowing it to retro-fit into an existing wash bay space. The vertical brushes on the Westmatic drive-through are capable of moving into the centre of the wash bay to clean the front and rear with an overlapping movement eliminating striping.

The Westmatic's drive-through uses less water, chemical and electricity compared to traditional systems.

Westmatic's rollover large vehicle wash systems are ideally suited to washing public or private fleets of different types of vehicles. The brushes intelligently wash around mirrors and vehicle protrusions and can be installed in most existing wash bays. The rollover wash system is very easy to customise for different vehicle types and sizes such as transit buses, trains, trams, motorcoaches, truck and trailer combinations and heavy equipment.

The Westmatic rollover will provide a brilliant wash result, while maintaining a low cost of operation. Our automated vehicle sizing and contouring system controls the brushes so that they can safely clean vehicles of all different shapes and sizes.

Equipped with the latest PLC technology, Westmatic's wash systems incorporate the most advanced programming and unsurpassed control. All aspects of a Westmatic are constantly monitored and adjusted, ensuring the safest and most consistent results. Each system comes standard with an LCD touchscreen wash program selector and step-by-step self-diagnostics and troubleshooting. Clean Machine is able to remotely access equipment to help diagnose and program.

With all of the sophistication, Westmatic's equipment remains very simple to operate and maintain. Our systems require less than 30 minutes of preventative maintenance and mechanical adjustments per month. Equipment is very easy to customise for various fleet configurations and budgets.





## CUSTOM DESIGNS



### Custom design commercial and industrial pressure cleaners and pump stations

We can help deliver a custom engineered solution that will outperform commercially available alternatives. Clean Machine high pressure hot and cold water pump systems and wash bay designs offer advanced features, rugged construction and can cater for simultaneous multi-user operation.

Our solutions can be stand-alone or integrated into existing control systems. Clean Machine can also offer exclusive electronic flow and pressure regulation systems that can be dialled up or down at your fingertips. We can also advise you on waste water treatment including advanced water recycling and advanced water purification systems.

## THE ULTIMATE PLANT ROOM INSTALLATION



### Plant Room

For the more intensive applications a plant room installation and ring mains system with multiple outlets and a drive through auto wash system could be the answer.

With careful planning we can design a system whereby up to 12 people can be operating at once.

In a plant room with ring-mains installation the pressure cleaners, water supply, hot water service, foaming system and electrics are located in a dedicated area away from vehicles and people.


Plant room installations are highly efficient and are designed to maximise productivity.

# ACCESSORIES

## Time saving accessories that make life easy, reduce cost of ownership and increase productivity

Accessories that are matched to the equipment will improve the quality and efficiency of work flow. Clean Machine has an extensive range of accessories to help customise equipment to suit the application.

- Pumps
- Guns
- Lances and lance extensions
- Sandblasting attachment
- Hose and reels
- Nozzles
- Extension hoses
- Turbo nozzles
- Quick couplings
- Swivels
- Fittings
- Wash and Ezy Foaming applicators
- Wirlaway, floor, roof and paving cleaners
- Isolation valves
- Control valves
- Radio remote control systems
- In-line boilers
- In-line filters



Hose Reels



Track & Trolley System



EzyFoam Systems

# SERVICE

Clean Machine guarantees the highest level of advice, backup and support from trained professionals. Our goal is to save you time and money, improve your productivity and give you a better return on your investment.

- Value for money competitive solution
- Low cost of ownership
- Maximum productivity
- Excellent customer service
- Reliability, on time and we keep our promise
- Quality product and service experience
- Easy to do business with



**CLEAN MACHINE**

**POWER TO CLEAN**

410 Churchill Road, Kilburn SA 5084 [cleanmachine.com.au](http://cleanmachine.com.au) Phone 1300 624 222